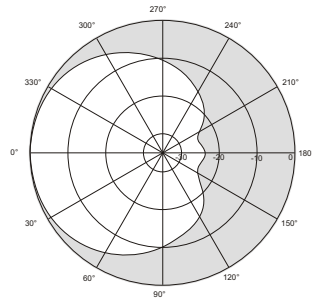

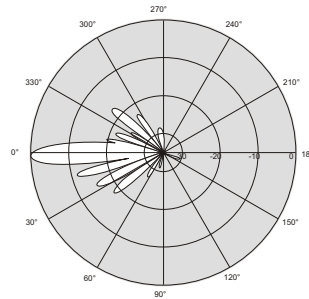


## BAP Panel Antenna Series - Vertical Pol.

Horizontal Pattern (880MHz)



Vertical Pattern (880MHz)



Electrical Parameters		Specification
Frequency range		824~960MHz
Gain	824MHz	15.3dBi
	880MHz	15.5dBi
	960MHz	16.2dBi
Polarization		Verical
Vertical plane -3dB beamwidth		8.2°
Horizontal plane -3dB beamwidth		86°
First upper sidelobe suppression		≥19dB
Return loss		≥18dB
Front to back ratio		≥23dB
Max CW power per port		500W
Impedance		50Ω
IMD performance		≤150dBc
Fixed electrical downtilt		2°
Lighting protection		DC ground

Mechanical Parameters		Specification
Connector type		DIN 7/16F
Rated wind speed		200km/hr
Dimensions H x W x D		2158 x 256 x 137mm
Packed size H x W x D		2255 x 400 x 300mm
Weight (less mounting hardware)		13kg
Operating temperture		Min -40°C Max +60 °C
Radome material		FRP
Mechanical downtilt max. (with adjustable brackets)		12°
Mounting pole (min/max diameter)		50~100mm

Mechanical Parameters		Specification
Materials:	All internal parts corrosion resistant. All antenna fasteners stainless steel. Bracket assemblies fully galvanized. Radome surface treated for maximum UV protection.	
Mounting:	Available with either fixed brackets (non-adjustable) or mechanically adjustable bracket assemblies. Please specify when ordering.	
Grounding:	Lower bracket assembly DC ground.	

Eyecom company policy is one of continuing improvement, therefore we reserve the right to change this specification without notice.

# BAP890-90-16D

